

# IFF-7300S Series

Automated Test System for military transponders, interrogators, cryptos and TACAN transceivers

**Improving your operational efficiency with faster on-site test solutions.**

VIAMI offers a wide range of avionics test solutions supporting engineering, factory, flight line, and return-to-service test requirements. Working closely with avionic OEM's and users, we strive to develop a comprehensive and user friendly solution utilizing modern technology to meet the long term needs of the aviation industry.



VIAMI  
VIAMI Solutions



# Table of Contents

System Configurations .....	4
System Architecture .....	5
Proprietary Test Executive Software .....	7
AN/ARN-153(V) Advanced Digital TACAN Testing .....	8
KIV-77 and KIV-78 Crypto Appliqué Operational Testing .....	9
APX-100 Panel Mount Variants, Level 1 and Level 2 Testing .....	10
APX-100 Remote Mount RT-1157(A/B) and RT-1471 (MIL-STD-1553) .....	11
APX-100 C-( ) Control Head .....	12
APX-101 Transponder, Level 1 and Level 2 Testing .....	13
APX-72 Transponder, Level 1 Testing .....	14
C-6280 Control Head (for APX-72 and APX-101) .....	15
Test Program Sets - Quick List .....	16
General Specifications .....	17
Versions and Options.....	17
IFF-7300S Configuration Table .....	18
Model Configurations.....	19

## IFF-7300S Series Automated Test System

### Powerful multi-mode tester in one compact system

The IFF-7300S Series is a powerful computer based system designed for the test and diagnosis of military avionics, including IFF transponders, interrogators, cryptos, and TACAN transceivers.

### Aircraft emulation and test setup

The IFF-7300S contains all required resources and emulates all necessary signals that the aircraft exerts on the unit under test (UUT).

- No need for an external power supply
- The radio is completely set up and ready for full testing

### Test modes

- Automated return-to-service testing (Level 1 / O-Level)
- Automated module level diagnostics (Level 2 / I-Level)
- Manual mode testing using the VIAVI proprietary VirtualPanel™ application software

### Automated testing per OEM procedures

- Significant time is saved over manual testing
- Automated "test scripts" eliminate possibility of inconsistent testing
- Test reports are automatically stored electronically for future reference
- Traceability of results available for audits

### Other benefits

- Ease of use – navigating between test modes is as easy as pushing a button
- Affordable – purchase only the Test Program Sets (TPSs) you need today
- Expandable – to add test capability, simply purchase additional TPSs
- In-house test/repair capability eliminates shipping delays and saves money by reducing number of spares needed and eliminating No Fault Found testing fees, repair charges and shipping fees



## System Configurations

**IFF-7300S-01/02/03/04** (NSN 6625-01-612-8238) - The IFF-7300S-01/02 Test Systems are designed to test IFF Mode 4 UUTs and TACAN receiver-transmitters. The IFF-7300S-03/04 Test Systems are designed to test IFF Mode 5 UUTs and TACAN receiver-transmitters. The -01 and -03 versions have the DC power supply, needed for testing the majority of UUTs, and the -02 and -04 versions have the AC/DC power supply for UUTs that require AC power, such as the APX-72.

Versions -03 and -04 can be expanded to test crypto appliquéés by adding an external IFF-45TS.

**IFF-7300S-50** (NSN 6625-01-624-7151) - The IFF-7300S-50 is a dedicated cryptographic appliqué test system configured with two IFF-45TS's. Automatic UUT control guides the operator through the key load process. All status flags are displayed simultaneously with red/green indication. Automated back-to-back testing offers significant time savings over manual testing.

The system can be expanded to test military IFF and TACAN radios by adding an optional external power supply. The power supply is located externally (outside the rack).



IFF-7300S-01/02/03/04



IFF-7300S-50

## System Architecture

The IFF-7300S Series is comprised of a combination of three major components: System Controller, IFF-45TS and Power Supply.

### IFF-7300S-01/02/03/04

- System Controller
- IFF-45TS (or IFF-45TS-A) IFF/TACAN Test Set
- Power Supply (DC or AC/DC)
- Optional external IFF-45TS IFF/TACAN Test Set for adding crypto appliqué test capability

### IFF-7300S-50

- System Controller
- IFF-45TS IFF/TACAN Test Set (qty 2)
- Optional external DC or AC/DC power supply for adding IFF and TACAN test capability

### System Controller

The system controller w/ Windows® 7 provides control/monitor of the IFF-45TS and the UUT via a color touch screen display. The internal architecture is modular and PXI based. Data bus emulation and test are provided, in addition to synchro/resolver, analog and digital I/O, a high performance front panel oscilloscope and Digital Multi-Meter (DMM). Functional characteristics are as follows:

- ARINC 429 – 6 Channels (transmit/receive)
- ARINC 561/568 – 1 Channel (transmit/receive)
- MIL-STD Standard 1553B Data Card (IFF-7300S OPT1)
- 35 SPST Electromechanical Relays
- 32x4 Electro-Mechanical Matrix Switch
- 32 Digital Input Channels
- 19 Digital Output Channels

Automated control is facilitated via THORsi, a powerful, time-tested, reliable and industry leading test executive software package. The UUT control interface is provided via a Test Unit Adapter (TUA) cable set. Individual Test Program Sets (TPSs) are available for each UUT. TPS test sequences provide return-to-service, depot-level repair, calibration and verification capability. Automatic and manual test modes are supported.

## IFF-45TS / IFF-45TS-A

The IFF-45TS is an AIMS certified RF signal generator/receiver for development, manufacturing and depot testing of transponders/interrogators and DME/TACAN radios. The IFF-45TS-A is used for non-Mode 5 applications.

Transponder Modes - 1, 2, 3/A, C, S, 4, \*5

Interrogator Modes - 1, 2, 3/A, C, S, 4, \*5

DME/TACAN

*\*Mode 5 test capability available with IFF-45TS only*

### Crypto Support

- KIT-1C/KIR-1C
- KIT-1A/KIR-1A
- KIV-6
- KIV-78 and QRTK6 NG (Option A), *IFF-45TS only*
- KIV-77 and SIT-2010 (Option B), *IFF-45TS only*

### DC or AC/DC Power Supply

Either a DC power supply or an AC/DC power supply is included with the test system to provide power to the UUT. Most UUTs require only a DC power supply. However, some UUTs require a 400 Hz AC power supply (for example: APX-72).

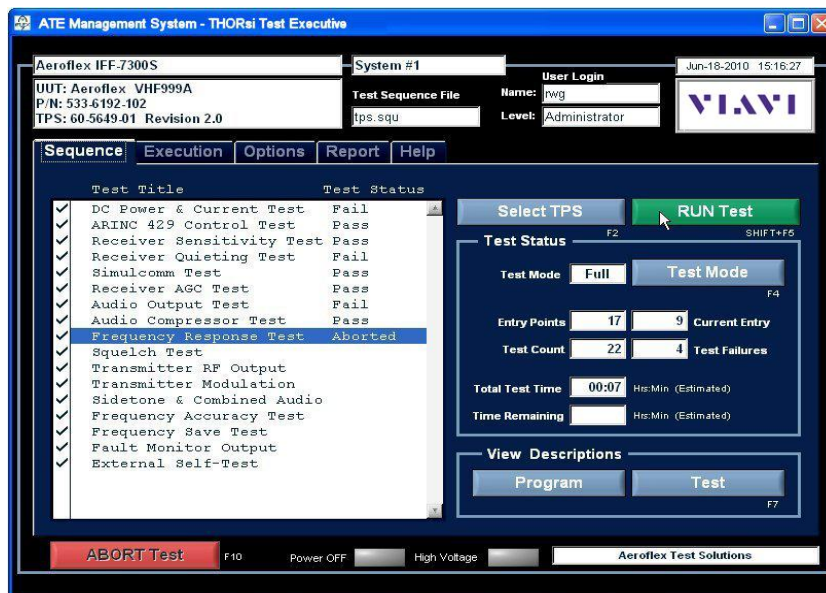


## VIAVI Proprietary Test Executive Software

THORsi was developed and tailored specifically for aerospace applications, allowing for efficient scalability. Test Program Set (TPS) software is designed using the National Instruments LabWindows/CVI Development System. The Test Executive runs on Windows 7 OS and has an intuitive operator interface which reduces training time. VIAVI offers a THORsi TPS Developer Training Program for end users who want to design their own TPSs.

### Unique THORsi Test Executive Features:

- Most structured and documented test executive in the industry which allows for efficiently adding new test capability – highly scalable
- Instrument driver and utility software updates without recompiling test programs
- Time-proven reliability in the aerospace industry
- Assigned operating authority by user level with password protection
- Easy retrieval of user test programs (by OEM, model, part number or category)
- All test programs provide the operator with UUT setup instructions prior to a test run
- Test mode selection options include full or partial testing which allows for:
  - Test module looping
  - Ability to pause on test steps
- Test results stored in ODBC compliant database which is compatible with many third party test data analysis programs
- Report printing capability (USB printer or network connection)
- Powerful capability for managing test results (concise summary reports, utilization records, etc.)



User Interface - A typical test script

# IFF-7300S Series Automated Test System

## AN/ARN-153(V) Advanced Digital TACAN Testing

The ARN-153 Test Program Sets (TPSs) were designed to interface with the IFF-7300S Automated Test System. The ARN-153 TPSs are the only Rockwell Collins licensed O-Level and I-Level test solutions for the ARN-153 TACAN LRU.

- The O-Level TPS provides performance and return-to-service test capability and includes:
  - Return-to-service software
  - The test unit adapter (TUA)
- The O-Level plus I-Level TPS provides performance testing, intermediate level troubleshooting, disassembly, assembly and calibration of the 374E-1 TACAN Receiver-Transmitter. The TPS includes:
  - Return-to-service software
  - The test unit adapter (TUA)
  - Module-level test and diagnostic software
  - VIAVI proprietary VirtualPanel software that emulates functions of the traditional hardware interface panels



Variants (622-8149-xxx):

-001, -002, -003, -004, -007, -008, -011, -012, -013, -014, -061, -064



VirtualPanel software example for manual control of LRU

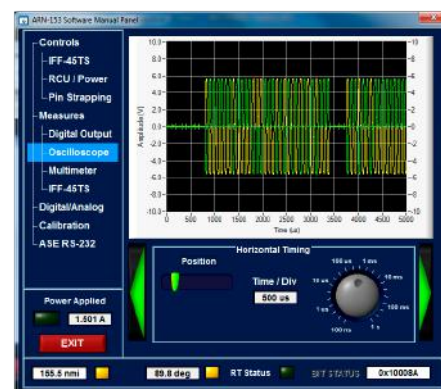
### Order Information

Part Number	Description
90981	AN/ARN-153(V) O-Level TPS (w/ TUA) (contact Rockwell Collins for quote)
138521	AN/ARN-153(V) O-Level plus I-Level TPS (w/ TUA) (contact Rockwell Collins for quote)

### Source Document(s)

VIAVI certifies that these test program sets, when used with the IFF-7300S TACAN/IFF Automated Test System, will comply with the limitations, parameters, reliability and specification requirements found in the following Rockwell Collins document(s):

- AN/ARN-153(V) Intermediate Maintenance Manual: 523-0774760-20511A
- AN/ARN-153(V) Organization Maintenance Manual: 523-0778321-004111



VirtualPanel software example for manual control of scope




# KIV-77 and KIV-78 Crypto Appliqué Operational Testing

The KIV-77 and KIV-78 Test Program Sets (TPSs) were specifically developed to be used with the IFF-7300S-50 Automated Test System for the purpose of accomplishing performance testing and diagnostic screening (looking at all signals and status words) on the KIV-77 and KIV-78 Crypto Appliqués.

- The IFF-7300S-50, with the KIV-77 or KIV-78 TPS, emulates the entire airspace system from the crypto's perspective (ground-based interrogator, aircraft, transponders and interrogators)
- Testing is performed without utilizing expensive resources such as aircraft, transponders or interrogators, which results in significant savings for the user
- Each test run proves that the crypto is fully functional in both transponder and interrogator modes
- Status of the crypto appliqué is quickly determined and displayed on the screen using red and green light indicators
- Battery change feature maintains power to the crypto, enabling safe battery replacement, avoiding costly crypto service (tamper events)
- RED test keys required for crypto

## Order Information

Part Number	Description
92031	KIV-77 TPS - tests crypto utilizing RED test keys
92716	KIV-78 TPS - tests crypto utilizing RED test keys



## APX-100 Panel Mount Variants, Level 1 and Level 2 Testing

The APX-100 Panel Mount Test Program Sets (TPSs) were designed to interface with the IFF-7300S Automated Test System to provide LRU return-to-service test capability (Level 1) and module-level test and diagnostics capability (Level 2).

- The Level 1 TPS provides return-to-service test capability and includes:
  - Return-to-service software
  - The test unit adapter (TUA)
  - A test pod to interface to the internal connector for open box tests
- The Level 2 TPS includes:
  - Module-level test and diagnostic software
  - VIAVI proprietary VirtualPanel software that emulates functions of the traditional hardware interface panels

Note: The purchase of Level 2 TPS requires that you have Level 1 TPS. The TUA cable is included with Level 1 TPS.

### Order Information

Part Number	Description
88518	APX-100 Level 1 Panel Mount TPS
92014	APX-100 Level 2 Panel Mount TPS

### Source Document(s)

VIAVI certifies that this test program set, when used with the IFF-7300S TACAN/IFF Automated Test System, will comply with the limitations, parameters, reliability and specification requirements found in the following document(s):

Technical Manual, Intermediate Maintenance with Illustrated Parts Breakdown

Transponder Set, AN/APX-100(V)

TM11-5895-1037-30&P

15 August 1998

Change 4 - 15 June 2007



### Variants (RT-):

1284A, 1284B, 1285A, 1285B, 1286A, 286B, 1296A, 1296B, 1557, 1557A, 1558, 1558A, 1666, 1666A, 1667, 1667A



VirtualPanel software example for manual control of LRU



VirtualPanel software example for manual control of scope

# APX-100 Remote Mount RT-1157(A/B) and RT-1471 (MIL-STD-1553)

The APX-100 Remote Mount Test Program Sets (TPSs) were designed to interface with the IFF-7300S Automated Test System to provide LRU return-to-service test capability (Level 1) and module-level test and diagnostics capability (Level 2).

- The Level 1 TPS provides return-to-service test capability and includes:
  - Return-to-service software
  - The test unit adapter (TUA)
  - A test pod to interface to the internal connector for open box tests
- The Level 2 TPS includes:
  - Module-level test and diagnostic software
  - VIAVI proprietary VirtualPanel software that emulates functions of the traditional hardware interface panels

Note: The purchase of Level 2 TPS requires that you have Level 1 TPS. The TUA cable is included with Level 1 TPS.

## Order Information

Part Number	Description
90768	APX-100 (RT-1157A/B) Level 1 (Remote Mount) Open/Closed Box TPS
92015	APX-100 (RT-1157A/B) Level 2 (Remote Mount) TPS
90997	APX-100 (RT-1471) Level 1 (MIL-STD-1553) Open/Closed Box TPS
92891	APX-100 (RT-1471) Level 2 (MIL-STD-1553) TPS

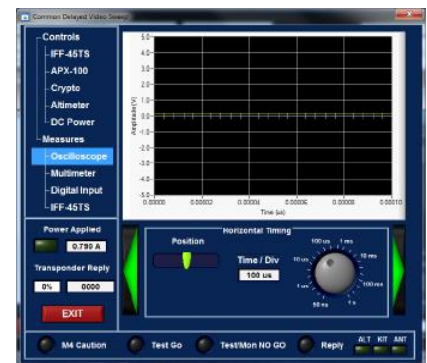
## Source Document(s)

VIAVI certifies that these test program sets, when used with the IFF-7300S TACAN/IFF Automated Test System, will comply with the limitations, parameters, reliability and specification requirements found in the following document(s):

Technical Manual, Intermediate Maintenance with Illustrated Parts Breakdown  
 Transponder Set, AN/APX-100(V)  
 TM11-5895-1037-30&P  
 15 August 1998  
 Change 4 - 15 June 2007



VirtualPanel software example for manual control of LRU



VirtualPanel software example for manual control of scope



# APX-101 Transponder, Level 1 and Level 2 Testing

The APX-101 Test Program Sets (TPSs) were designed to interface with the IFF-7300S Automated Test System to provide LRU return-to-service test capability (Level 1) and module-level test and diagnostics capability (Level 2).

- The Level 1 TPS provides return-to-service test capability and includes:
  - Return-to-service software
  - The test unit adapter (TUA)
  - A test pod to interface to the LRU test point connector
- The Level 2 TPS includes:
  - Module-level test and diagnostic software
  - VIAVI proprietary VirtualPanel software that emulates functions of the traditional hardware interface panels

Note: The purchase of Level 2 TPS requires that you have Level 1 TPS. The TUA cable is included with Level 1 TPS.

## Order Information

Part Number	Description
90978	APX-101 (RT-1063C) Level 1 TPSS
92890	APX-101 (RT-1063C) Level 2 TPS

## Source Document(s)

VIAVI certifies that this test program set, when used with the IFF-7300S TACAN/IFF Automated Test System, will comply with the limitations, parameters, reliability and specification requirements found in the following document(s):

Technical Manual, Intermediate Maintenance with Illustrated Parts Breakdown  
 Transponder Set, AN/APX-101(V)  
 TO 12P4-2APX101-7  
 1 August 1982  
 Change 11 - 24 October 1990



Variants: RT-1063C



VirtualPanel software example for manual control of LRU



VirtualPanel software example for manual control of scope

## APX-72 Transponder, Level 1 Testing

The APX-72 Test Program Set (TPS) was designed to interface with the IFF-7300S Automated Test System to provide an Automated Test System for the AN/APX-72 IFF Transponder System.

- The Level 1 TPS provides return-to-service test capability and includes:
  - Return-to-service software
  - The test unit adapter (TUA)

### Order Information

Part Number	Description
90977	AN/APX-72 (RT-859A) Level 1 TPS



Variants: RT-859A

Note: The APX-72 transponder requires an AC power source; therefore, the APX-72 TPS requires either the -02 or -04 test system. See IFF-7300S Configuration Table, pg. 18.

### Source Document(s)

VIAVI certifies that these test program sets, when used with the IFF-7300S TACAN/IFF Automated Test System, will comply with the limitations, parameters, reliability and specification requirements found in the following document(s):

- AN/APX-72 Technical Maintenance Manual: TM11-5895-490-35

## C-6280 Control Head (for APX-72 and APX-101)

The C-6280 Control Head Test Program Set (TPS) was designed by VIAVI to interface with the IFF-7300S Automated Test System to provide LRU return-to-service test capability (Level 1).

The Level 1 TPS provides return-to-service test capability and includes:

- Return-to-service software
- The test unit adapter (TUA)

### Order Information

Part Number	Description
91605	C-6280 Level 1 Control Head TPS

### Source Document(s)

VIAVI certifies that these test program sets, when used with the IFF-7300S TACAN/IFF Automated Test System, will comply with the limitations, parameters, reliability and specification requirements found in the following document(s):

Technical Manual, Intermediate Maintenance with Illustrated Parts Breakdown  
 TM11-5841-268-25  
 1 November 1969



**Variants:**  
 C-6280(P)/APX  
 C-6280A(P)/APX  
 C-6717/APX  
 C-7483/APX

## Test Program Sets - Quick List

Check to see if your radio is included in the list below. If not, please call us because we can develop it for you; that's what we do. Our engineers have over 60 years of combined experience successfully developing TPSs for avionics! Call for a quote today.

TPSs Currently Available	Part Number	Source Document
<b>IFF-7300S System Self-Test</b> (included with base unit)	90982	
<b>AN/ARN-153(V)</b> Variants (622-8149-xxx): -001, -002, -003, -004, -007, -008, -011, -012, -013, -014, -061, -064		
O-Level TPS (w/TUA)	90981 (contact Rockwell Collins for quote)	523-0778321-004111
O-Level plus I-Level TPS (w/TUA) (includes VirtualPanel)	138521 (contact Rockwell Collins for quote)	523-0778321-004111 523-0774760-20511A
<b>KIV-77 Crypto (Mfr P/N 0N696419)</b> Operational TPS	92031	
<b>KIV-78 Crypto (Mfr P/N 0N706722)</b> Operational TPS	92716	
<b>APX-100 Panel Mount</b> Variants (RT-): 1284A, 1284B, 1285A, 1285B, 1286A, 1286B, 1296A, 1296B, 1557, 1558, 1558A, 1666, 1666A, 1667, 1667A, 1557A		
Level 1 TPS	88518	TM11-5895-1037-30&P
Level 2 TPS (includes VirtualPanel)	92014	TM11-5895-1037-30&P
<b>APX-100 Remote Mount</b> Variants (RT-): 1157A, 1157B		
Level 1 TPS	90768	TM11-5895-1037-30&P
Level 2 TPS (includes VirtualPanel)	92015	TM11-5895-1037-30&P
<b>APX-100 1553 Bus</b> Variants (RT-): 1471		
Level 1 TPS	90997	TM11-5895-1037-30&P
Level 2 TPS (includes VirtualPanel)	92891	TM11-5895-1037-30&P
<b>APX-100 Control Head</b> Variants: (C-): 10009, 10532, 10533, 10534, 12039, 12040, 12197		
Level 1 TPS	91604	TM11-5895-1037-30&P
<b>APX-72</b> Variants (RT-): 859A		
Level 1 TPS	90977	TM11-5895-490-35
<b>APX-101 Transponder</b> Variants (RT-): 1063C		
Level 1 TPS	90978	TO12P4-2APX101-7
Level 2 TPS (includes VirtualPanel)	92890	TO12P4-2APX101-7
<b>C-6280 Control Head</b>		
Level 1 TPS	91605	TM11-5841-268-25

Level 1 (or O-level) TPSs provide return-to-service capability. Level 2 (or I-level) TPSs support return-to-service capability, plus full unit calibration and other diagnostics to the full extent supported by the OEM procedures.



## General Specifications

Agency Approvals	The IFF-7300S conforms to UL / CE safety and EMC requirements.	
Input Power	IFF-7300S-01/03: 100-132 VAC or 180-240 VAC, single phase, 50 to 60 Hz	
	IFF-7300S-02/04: 104-126 VAC or 207-240 VAC, single phase, 50 to 60 Hz	
Physical Characteristics	Enclosure weight and dimensions are approximate.	
	Height	17.5 in. (44.5 cm)
	Width	19.25 in. (49.5 cm)
	Depth	24.5 in. (62.2 cm)
	Weight	120 lb. (54.4 kg), with DC power supply 150 lb. (68.0 kg), with AC/DC power supply
Environmental	Operating Temp	0° to +40° C (0° to +104° F)
	Storage Temp	-20° to +70° C (-4 to +158° F)
	Cooling Requirements	No additional cooling required
	Water Resistance	Standard indoor lab environment
	Altitude	3,000 meters
	EMI	MIL-STD-461E

## Versions and Options

Order Number	Version
90973	IFF-7300S-01 Test System with IFF-45TS-A (Modes 1, 2, 3/A, 4, C, S) and DC UUT power supply
90974	IFF-7300S-02 Test System with IFF-45TS-A (Modes 1, 2, 3/A, 4, C, S) and AC/DC UUT power supply
90975	IFF-7300S-03 Test System with IFF-45TS (Modes 1, 2, 3/A, 4, 5, C, S) and DC UUT power supply. For NATO countries requiring Mode 5.
139626*	IFF-7300S-03 Test System with DC UUT power supply. For NATO countries requiring Mode 5. <i>Note: IFF-45TS (Modes 1, 2, 3/A, 4, 5, C, S) not included - customer must supply.</i>
90976	IFF-7300S-04 Test System with IFF-45TS (Modes 1, 2, 3/A, 4, 5, C, S) and AC/DC UUT power supply. For NATO countries requiring Mode 5.
112402*	IFF-7300S-04 Test System with AC/DC UUT power supply. For NATO countries requiring Mode 5. <i>Note: IFF-45TS (Modes 1, 2, 3/A, 4, 5, C, S) not included - customer must supply.</i>
112285	IFF-7300S-50 Test System with 2 IFF-45TS's (Modes 1,2,3/A, 4, 5, C, S). For NATO countries requiring Mode 5.
92717*	IFF-7300S-50 Test System with 1 IFF-45TS (Modes 1,2,3/A, 4, 5, C, S). For NATO countries requiring Mode 5. Note: 2nd IFF-45TS (Modes 1, 2, 3/A, 4, 5, C, S) not included - customer must supply.
72438	IFF-45TS Transponder Modes 1,2,3/A,4 (Internal Crypto),C,S (Mode 5 capable)
<b>Options</b>	
83404	45TSOPT1 IFF Xndr Mode 5 option
83405	45TSOPT2 Interrogator Modes 1,2,3/A,C,S,4
83406	45TSOPT3 IFF Interrogator Mode 5 (requires Option 2)
83407	45TSOPT4 DME/TACAN option
88631	45TSOPT6 KIV-77 adapter
89879	45TSOPT8 KIT/KIR adapter
86075	45TSOPT9 KIV-78/KIV 6 adapter
90983	IFF7300S-OPT01 MIL-STD-1553 bus control
90986	IFF7300S-OPT04 Synchro/Resolver Receiver (Required for TACAN testing)
90987	IFF7300S-OPT05 Synchro/Resolver Transmitter (Required for TACAN and indicator testing)
91074	IFF7300S-OPT08 THORsi TPS Developer Training Program

\*Note: This configuration requires customer supplied IFF-45TS

## IFF-7300S Configuration Table (based upon TPS needs)

TPS	Compatible IFF-7300S Models							
	7300S-01 90973	7300S-02 90974	7300S-03 90975	7300S-03 139626	7300S-04 90976	7300S-04 112402	7300S-50 92717	7300S-50 112285
APX-72 RT Lvl 1		■			■	■		
C-6280() Control Head	■	■	■	■	■	■		
APX-100 Panel Lvl 1	■	■	■	■	■	■		
APX-100 Panel Lvl 2	■	■	■	■	■	■		
APX-100 Remote Lvl 1	■	■	■	■	■	■		
APX-100 Remote Lvl 2	■	■	■	■	■	■		
APX-100 MIL 1553 Lvl 1	■	■	■	■	■	■		
APX-100 MIL 1553 Lvl 2	■	■	■	■	■	■		
APX-100 Control Head	■	■	■	■	■	■		
APX-101 Lvl 1	■	■	■	■	■	■		
APX-101 Lvl 2	■	■	■	■	■	■		
ARN-153	■	■	■	■	■	■		
KIV-77							■	■
KIV-78							■	■

TPS	Required System Controller Options			Required IFF-45TS Options					
	OPT-01	OPT-04	OPT-05	OPT1	OPT2	OPT3	OPT4	OPT6	OPT9
APX-72 RT Lvl 1									
C-6280() Control Head									
APX-100 Panel Lvl 1									
APX-100 Panel Lvl 2									
APX-100 Remote Lvl 1									
APX-100 Remote Lvl 2									
APX-100 MIL 1553 Lvl 1	■								
APX-100 MIL 1553 Lvl 2	■								
APX-100 Control Head									
APX-101 Lvl 1									
APX-101 Lvl 2									
ARN-153	■	■	■				■		
KIV-77				■	■	■		■	■
KIV-78				■	■	■		■	■

## Model Configurations

Order Numbers	Included Hardware			
	IFF-45TS-A (72439)	IFF-45TS (72438)	AC/DC PS (88783)	DC PS (89321)
IFF7300S-01 (90973)	■			■
IFF7300S-02 (90974)	■		■	
IFF7300S-03 (90975)		■		■
IFF7300S-03 (139626)*				■
IFF7300S-04 (90976)		■	■	
IFF7300S-04 (112402)*			■	
IFF7300S-50 (92717)*		■		
IFF7300S-50 (112285)		■ (2)		

\*This configuration requires customer supplied IFF-45TS

## Export Control and Warning

VIAMI Solution's military products are controlled for export under the International Traffic in Arms Regulations (ITAR). A license from the U.S. Department of State is required prior to the export of this product from the United States. This product may not be sold or proposed or offered for sale to certain countries including: Belarus, Burma, China, Cuba, Haiti, Iran, Liberia, Libya, North Korea, Somalia, Syria, Sudan, and Vietnam. See ITAR 126.1 for complete information.



© 2018 VI.AVI Solutions Inc.  
Product specifications and descriptions  
in this document are subject to change  
without notice.

[viavisolutions.com](http://viavisolutions.com)

Contact us +1 316 522 4981

[avcomm.sales@viavisolutions.com](mailto:avcomm.sales@viavisolutions.com)

To find the VI.AVI office nearest you, visit [viavisolutions.com/contact](http://viavisolutions.com/contact)

iff-7300-sg-avi-nse-ae  
30187455 900 0918